
























Point	Code	Description
001	072.1106/C	COPERCHIO TESTATA COMPLETO DI ACCESSORI
005	077.1106/C	KIT GANCI PER FISSAGGIO VALIGETTA

	Point	Code	Description
	008	077.1106/C	KIT GANCI PER FISSAGGIO VALIGETTA
	010	9GE08029/C	COMPLETE ELECTRONIC CARD KS300
	013	9GM07018	PLASTIC CAP FOR KS300 BASE
	014	001.1106/C	KS260 COMPLETE CONTAINER
	015	005.1106	BOTTOM HANDLE BRACKET KS260
	016	047.1106	UPPER HANDLE BRACKET KS260
	017	040.1106	CLAMP HANDLE WEDGE
	018	9.963	SCREW 3,9x42 T.C.C.
	019	035.1106	BOX PLUG
	020	073.1106/C	VASCHETTA ACCESSORI DX COMPLETA
	022	085.1106/DX	COPERCHIO VASCHETTA DX COMPLETO
	023	082.1106	SUPPORTO ABRASIVI
	024	080.1106/C	BINARIO SUPPORTO ABRASIVI COMPLETO
	025	074.1106/C	VASCHETTA ACCESSORI SX COMPLETA
	027	085.1106/SX	COPERCHIO VASCHETTA SX COMPLETO
	031	118.1106	PANNELLO COMANDI KS300
	032	9.E204	VALVE FOR EURO PROFILES 3/8" THREAD CONNECTIONS
	033	035.1108	ON BUTTON S145/S130
	034	128.1106	TASTIERA A MEMBRANA PANNELLO COMANDI KS300
	034	128.1106	TASTIERA A MEMBRANA PANNELLO COMANDI KS300
	035	9GE03017	SOCKET AUSTRALIA
	035	9GE03016	SOCKET SCHUKO 00649711 D 6711.19 WE S/I
	036	9.719	SCREW 3,5x16 T.C.C.. BURNISHED SELF-THREADING
	037	9GE09020/C	SWITCH SET MAN-0-AUTO KS300

	Point	Code	Description
	039	006.1106	KS260 HEAD LOCKING HOOK
	040	9GE07033/C	KS MOTOR 1350W 230V
	041	9GC04012/C	COMPLETE D75 WHEEL WITH BREAK FOR KS300
	044	125.1106	MANIGLIONE COMPLETO KS300
	045	105.1106/C	PLASTIC TOOL HOLDER
	046	9.522	NUT M4 GALVANIZE
	048	063.1106/5	FLEECE BAG TNT IFA M KS260 - 5 pcs
	049	051.1106	HEXAGONAL CONNECTION FOR AIR FLOW VALVE KS
	050	073.1606/C	3/8 EXTENSION WITH KS260EP NET FILTER
	051	9C3X1,5EAU5/A	CABLE 3X1,5 (plug AUSTR.-15A) mt.5
	051	9C3X2,5V485	CABLE 3X2,5 (plug SCHUKO) PVC mt.5
	051	9C3X1,5VGB5/A	CABLE 3X1,15 (plug UK) PVC mt.5
	052	014.1106	KS260E AXLE - RAL 7035 GREY PAINTED
	053	012.1105/C	COMPLETE HUTCH KS260
	054	015.1105	DOOR JOINT
	056	021.1105	DOOR JOINT SHAFT
	058	023.1106	HATCH GASKET KS260E
	059	013.1105/C	COMPLETE KS260 DUST CONTAINER PANEL LOCK
	060	013.1105/C	COMPLETE KS260 DUST CONTAINER PANEL LOCK
	066	022.1106	KS260E PANEL FILTER FRAME

	Point	Code	Description
	068	45.90.200	FLOWDETECTOR (PNEUMATIC SENSOR)
	069	9GP08024	PNEUMATIC L-PIPE CONNECTION 3/8 F FOR HOSE Ø10mm
	070	9.720	SCREW M6 x 35 T.E. BIG HEAD
	071	9GE04004	MORSETTIERA KS260E
	072	9GP08060	LINEAR CONNECTOR D.3/8M TUBE 10
	074	9GP08072	FORK Y10-10-10
	075	128.700	RILSAN HOSE 10X8 PA11-PHL MB
	076	081.1108	LOWER MOTOR PUMP GASKET
	077	9.614	SCRE M4 x 12 T.C.C. d7,7 BRN 8.8
	078	018.1106	KS260E/EP UPPER MOTOR GASKET
	079	9.688	SCREW 4,2x16 T.C.C. (8x5/8)
	081	013.1106	KS260E FILTER FRAME HOOK
	082	016.1106	RUBBER SLEEVE
	083	68.092/X	COMPLETE ANTISATIC Y CONNECTION WITH 1 COVER

	Point	Code	Description
	084	100.509	20 x KL RDF TYPE TAB WASHER
	085	148.1106	BRUSH SET FOR 9GE07033 - KS300
	086	071.1106	H14 FILTER FOR KS260 - KS300
	087	145.1106/C	SUPPORTO PORTAMINECHETTA SX - KS300
	088	146.1106/C	SUPPORTO PORTAMINECHETTA DX - KS300
	089	008.1106/C	KS260E COMPLETE COOLING DUCT
	2-A		
	2-A		
	2-A		
	2-A		
	2-A		
	2-A		
	2-A		
	2-A		
	2-A		
	9-A		
	9-A		
	9-A		
	9-A		
	9-A		
	9-A		
	9-A		
	9-A		
	9-A		
	0-A		
	0-A		
	0-A		
	0-A		
	0-A		
	0-A		
	0-A		
	0-A		
	5-A		
	5-A		

